

Brian and EastNet Packet members.

WECA is proud to host the EastNet Packet Fall Meeting

When: Saturday, November 17, 2018, 10 AM to 12:30 PM

Meeting Location: Westchester County Fire Training Center [4 Dana Road, Valhalla, NY 10595](https://www.google.com/maps/place/4+Dana+Road,+Valhalla,+NY+10595)

Parking Location: [35 Walker Road, Valhalla, NY 10595](https://www.google.com/maps/place/35+Walker+Road,+Valhalla,+NY+10595)

Park in the lot on Walker Road, walk down the stairs past the trailers on your right and enter the building on your Right.

We will be in Classroom # 3



Our Digital Modes chairman Kevin KD2PDL finished putting together the infrastructure to host the meeting online.

This is built on Microsoft Teams

You will be able to see and hear the proceedings. If you use the app and have a webcam and microphone then you can talk and present and even share your screen if you have a graphic or PowerPoint.

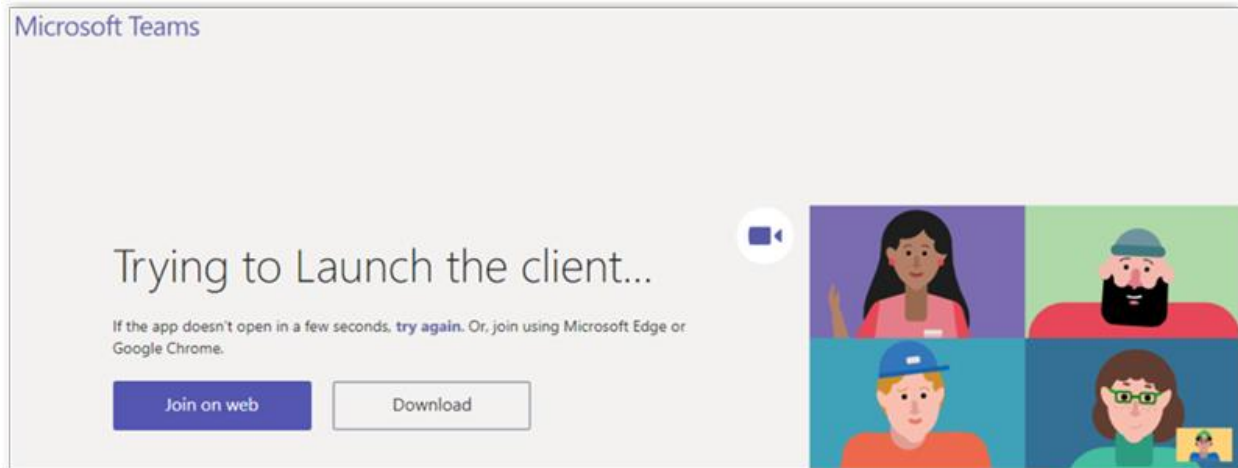
Anyone who wishes to join the meeting remotely can do so from the following URL (no Microsoft account necessary):

<https://teams.microsoft.com/join/19%3a05182291ae8d414f8be25d8b0ee661b9%40thread.skype/1541086334026?context=%7b%22id%22%3a%220efeb3af-32cc-44bd-8ab4-8c79e91f2a62%22%2c%22oid%22%3a%2270961c5b-66a0-434a-861b-355345498ffd%22%7d>

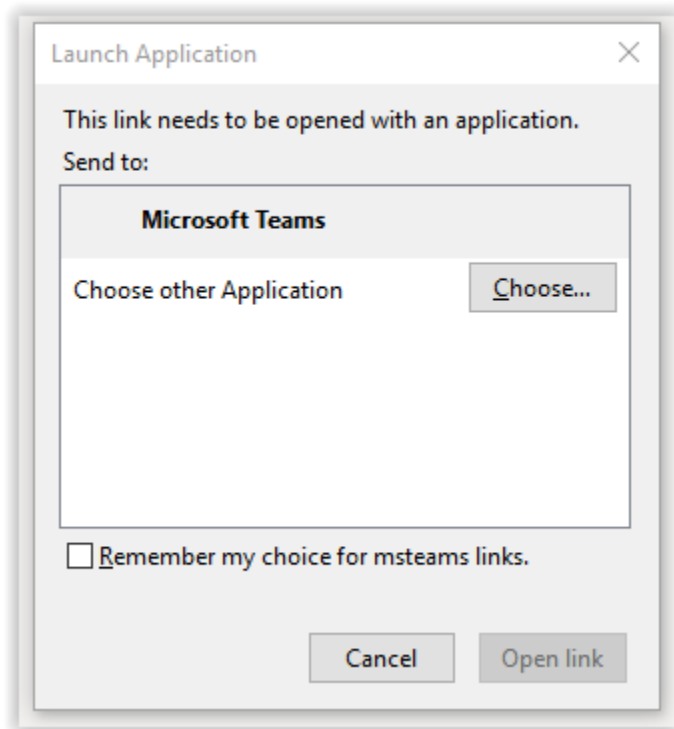
You can try the shortened link: <http://bit.ly/EastNetWECA> which seems to work in Chrome

Upon opening the link, you will be greeted with the following webpage where they can select one of the following options:

- Join on web
- Download



If you already have the TEAMS app loaded you will get the following pop-up to which you should select **Open Link**



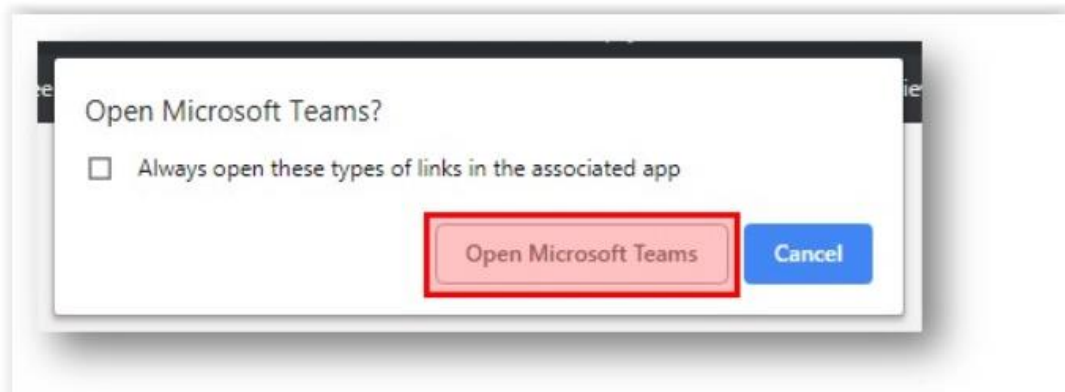
If you choose Download (Preferred Method to Join)

Downloading the client allows you to use all of the features including:

- Participant Webcam Video
- Screen Sharing

In order to launch Teams, you must follow these instructions:

1. Click **Download**
2. Run the downloaded application to install
3. Close out of Microsoft Teams application that has just installed
4. Click on **try again** in meeting website or click on the web link again
5. Click on **Open Microsoft Teams** in notification pictured below

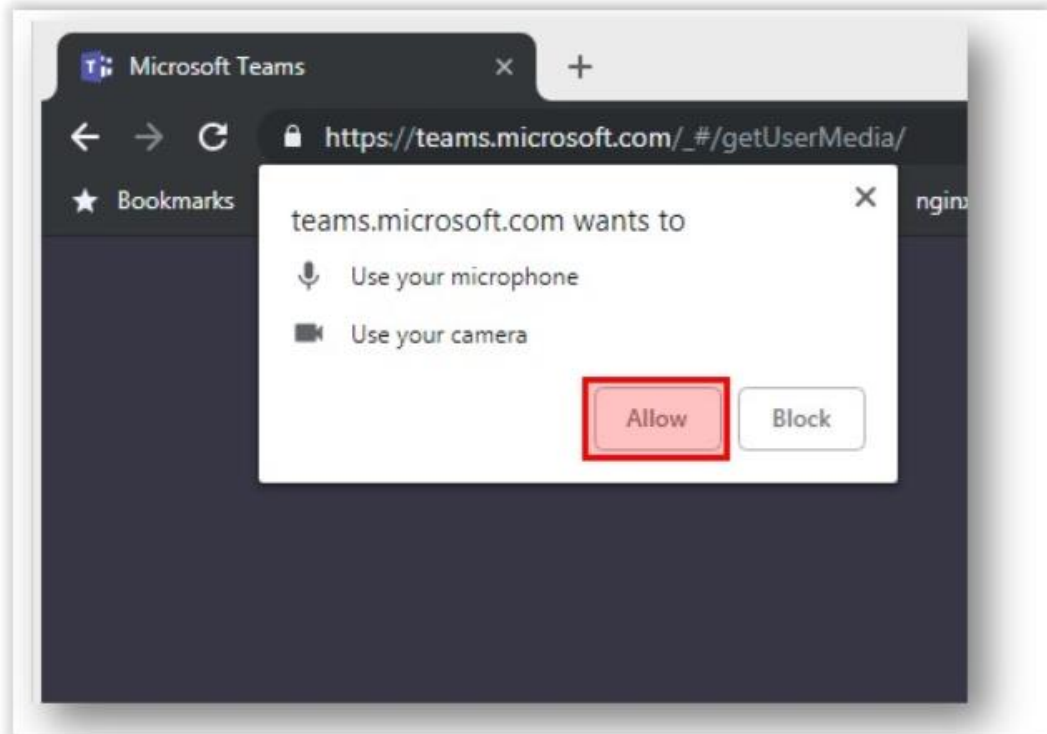


If you Choose Join on Web

Joining on the web will allow you to interact with the meeting at a slightly reduced capacity. Please see feature list for further details:

- Working Features
 - Viewing meeting video (Screen Sharing only)
 - Meeting Audio (Listening)
 - Microphone Access

Once you click the **Join on Web** you will see the following window asking for permission to use the laptop's Camera/Microphone



Lastly you will be presented with a window where you can type your name and join the meeting

We look forward to meeting with the EastNet members in person at the Fire Training Center or via the Internet.

Kevin KD2PDL WECA Digital Modes chair

Tom WB2HNC WECA Emergency Services chair

Liaison to the Westchester Department of Emergency Services

Emergency Coordinator (EC) -- Westchester ARES/RACES unified command

Bob N2DVQ WECA Engineering chair

Dwight N2FMC Repeater Operations chair

Simon KD2DOE WECA President and former WECA Digital Modes chair

For directions from MAPQUEST:

<https://www.mapquest.com/us/ny/valhalla/10595-1548/4-dana-rd-41.081752,-73.816034>